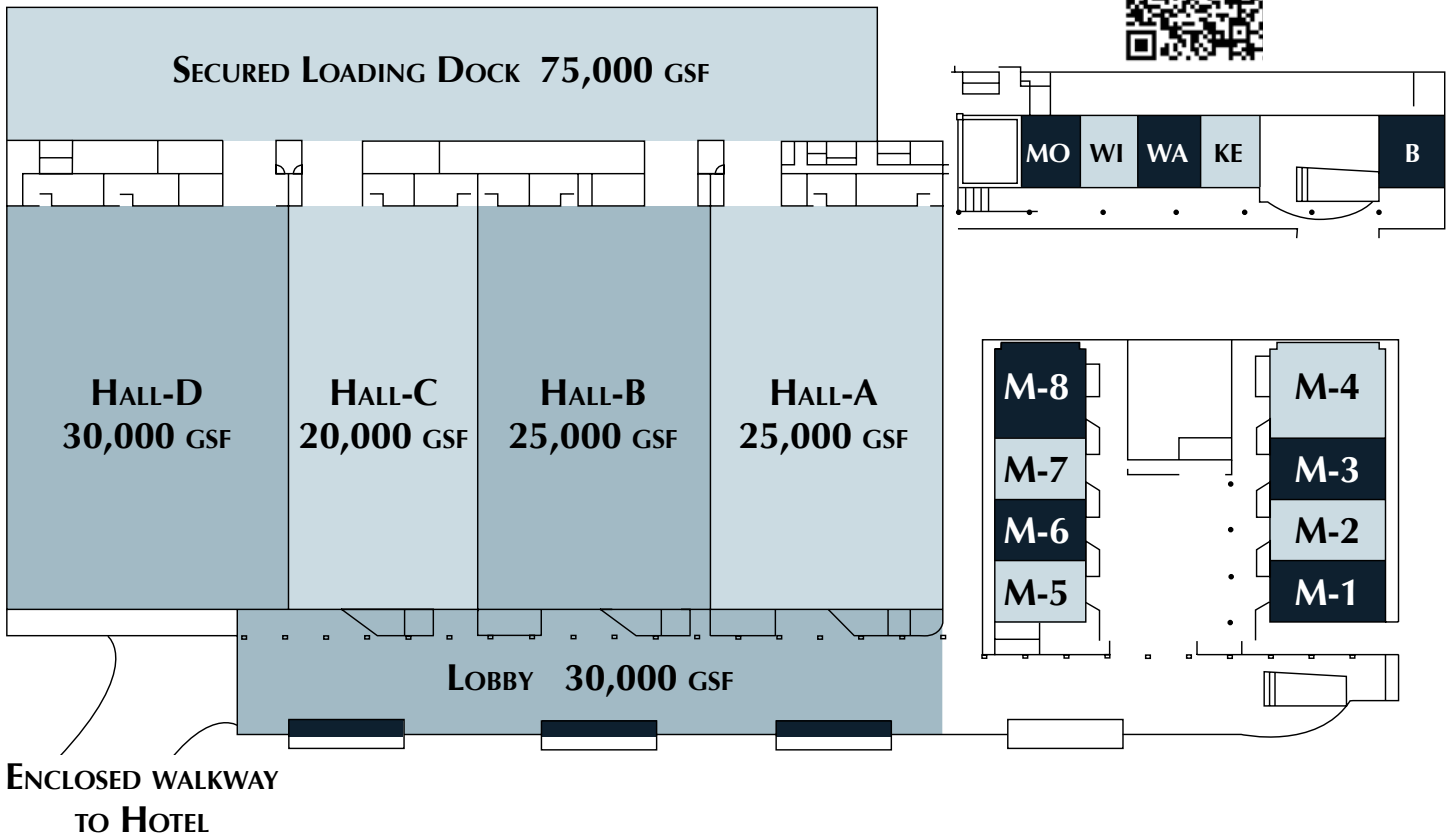


EXHIBITION HALL AT THE ALLIANT ENERGY CENTER

WWW.ALLIANTENERGYCENTER.COM

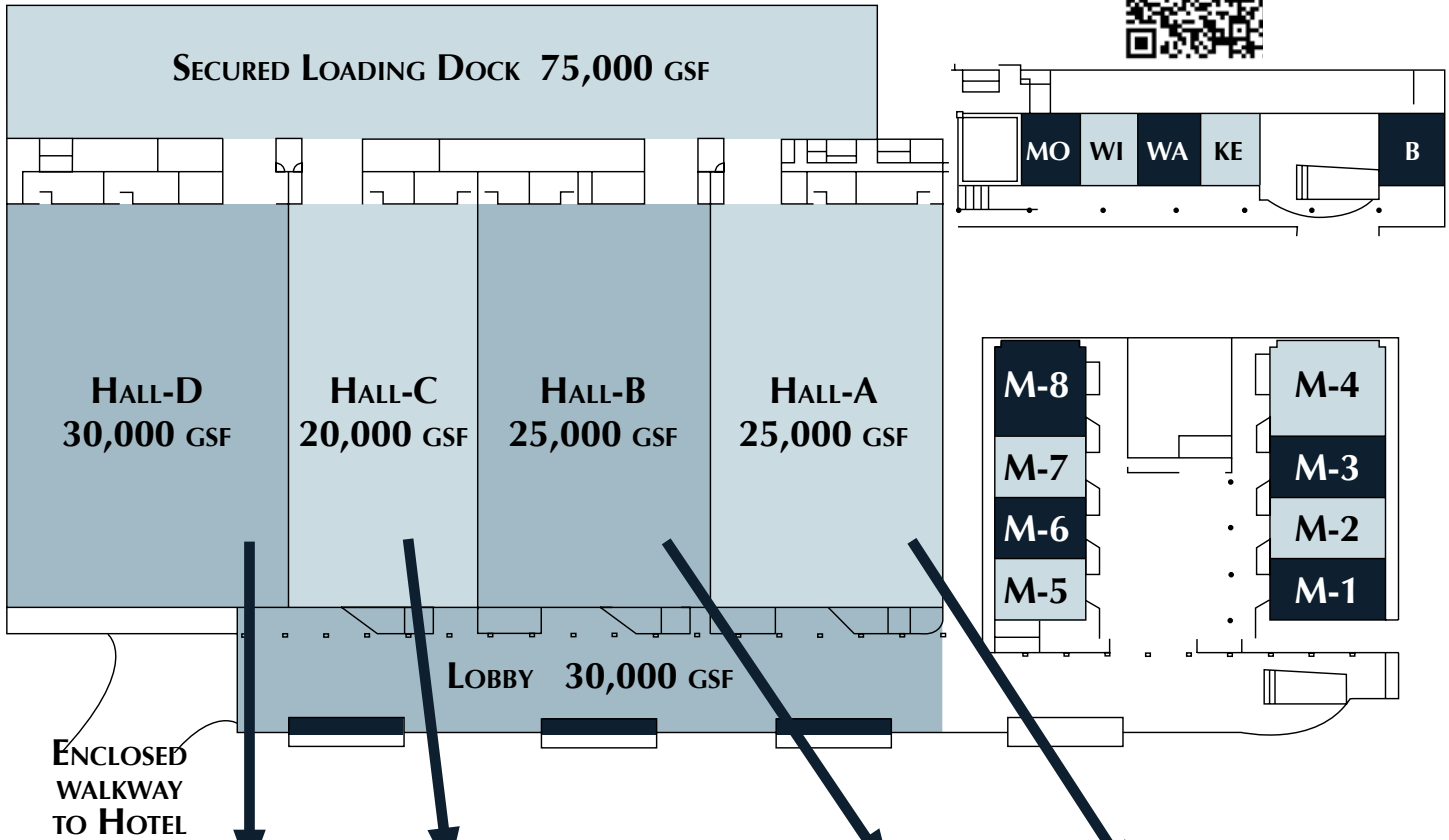


SPACE	SQUARE FT.	DIMENSIONS	CEILING HT.	BANQUET	CLASSROOM	THEATRE	RECEPTION	BOOTHS
M-1 Mendota 1	2,040	60 x 34	12'1"	120	120	200	200	
M-2 Mendota 2	1,800	60 x 30	12'1"	120	120	200	200	
M-3 Mendota 3	1,800	60 x 30	12'1"	120	120	200	200	
M-4 Mendota 4	3,000	60 x 50	12'1"	200	200	400	400	8' x 10'
Mendota 1-4	8,640	60 x 144	12'1"	500	600	1,000	1,000	50
M-5 Mendota 5	1,496	44 x 34	12'1"	80	56	144	144	
M-6 Mendota 6	1,320	44 x 30	12'1"	80	56	144	144	
M-7 Mendota 7	1,320	44 x 30	12'1"	80	56	144	144	
M-8 Mendota 8	2,200	44 x 50	12'1"	120	160	250	300	8' x 10'
Mendota 5-8	6,336	44 x 144	11'1"	300	NR	700	700	30
MO Monona	1,088	32 x 32	12'5"-15'4"	48	40	108	108	
WI Wingra	960	32 x 30	12'5"-15'4"	48	40	108	108	
WA Waubesa	960	32 x 30	12'5"-15'4"	48	40	108	108	
KE Kegonsa	896	32 x 28	12'5"-15'4"	48	40	108	108	
Lake Rooms	3,904	120 x 32	12'5"-15'4"	250	NR	300	600	
B Board Room	960	32 x 30	12'5"-15'4"	16	NR	NR	40	
Madison Room	480	16 x 30	9'11"	24	20	30	30	
Atrium	5852	77 x 76	12'1"	200	NR	NR	400	

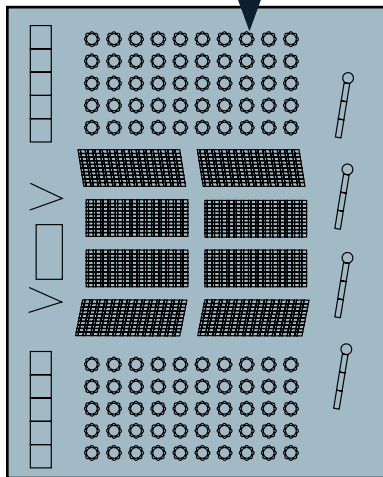
Contact: Shirley Kaltenberg 608-267-1549 • kaltenberg@alliantenergycenter.com

EXHIBITION HALL AT THE ALLIANT ENERGY CENTER

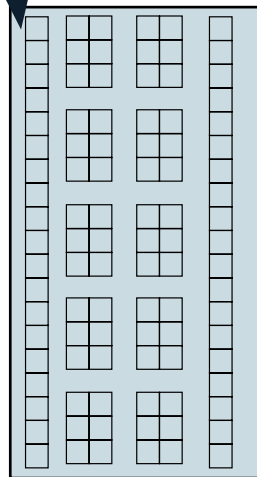
WWW.ALLIANTENERGYCENTER.COM



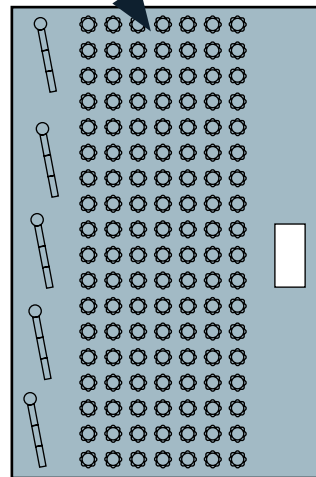
ENCLOSED WALKWAY TO HOTEL



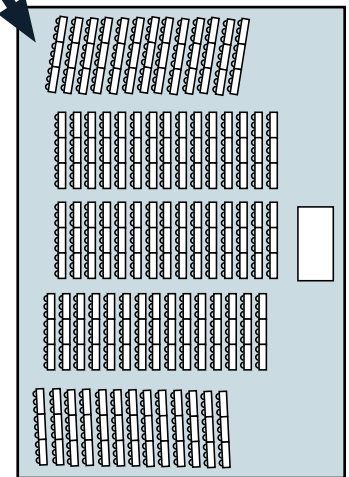
sample combination



sample exhibit booths



sample banquet



sample classroom

SPACE	SQUARE FT.	DIMENSIONS	CEILING HT.	BANQUET	CLASSROOM	THEATRE	RECEPTION	BOOTHS
Hall-A	25,000	210' x 120'	30'	1,200	1,000	2,000	2,000	152
Hall-B	25,000	210' x 120'	30'	1,200	1,000	2,000	2,000	152
Hall-C	20,000	210' x 90'	30'	850	900	1,800	1,800	114
Hall-D	30,000	210' x 150'	30'	1,400	1,500	3,000	3,000	190
Halls A-D	100,000	210' x 480'	30'	4,650	4,400	8,800	8,800	608
Lobby	25,000	45' x 570'	30'	300	NA	NA	2,000	50

Contact: Shirley Kaltenberg 608-267-1549 • kaltenberg@alliantenergycenter.com